





Pearland Elite District Qualifier 2019

Team Results

Sep 6-8, 2019

Rank	Gym	Team	Score				
1	Discover	M	187.450	47.975 1	46.550 1	46.125 1	46.800 1
2	HGC	M	186.100	47.700 4	46.350 2	45.475 3	46.575 2
3	Star's	M	185.225	47.900 2	45.350 5	45.950 2	46.025 3
4	Champion	M	180.875	46.500 6	45.800 4	44.250 6	44.325 6
5	Sugarland	M	180.700	46.375 7	45.100 6	44.925 4	44.300 7
6	Santa Fe Sports	M	180.625	47.000 5	45.000 7	43.750 7	44.875 4
7	TAAG	M	179.375	47.825 3	46.100 3	43.575 8	41.875 9
8	HGA	M	179.200	45.050 9	44.550 8	44.800 5	44.800 5
9	Above The Bar	M	174.300	45.550 8	43.600 9	42.775 9	42.375 8